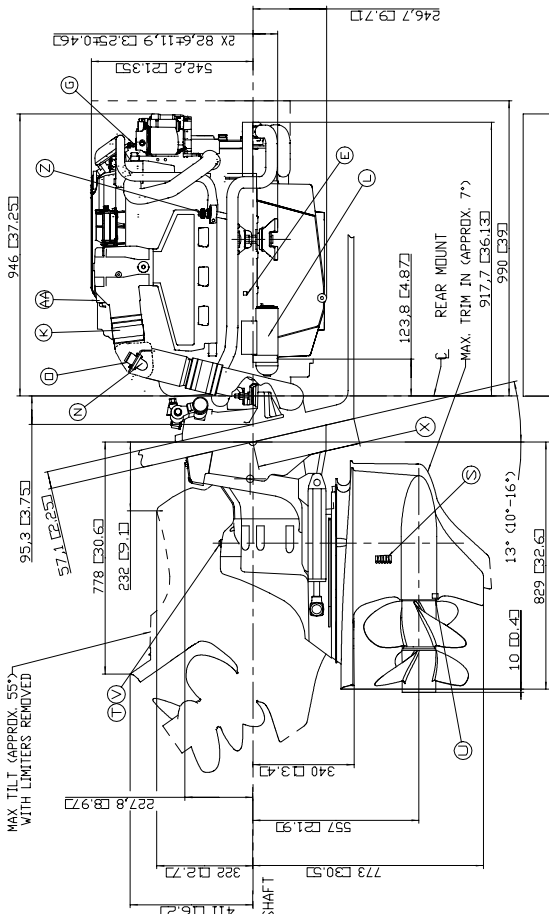
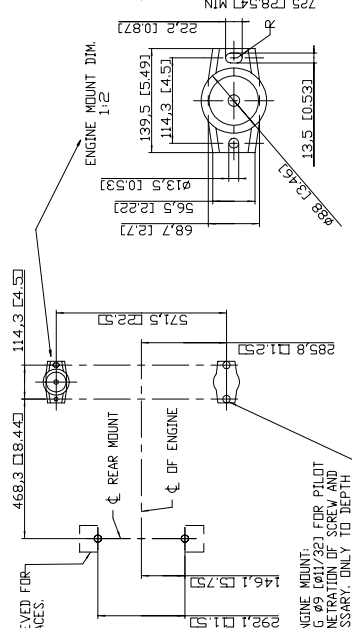
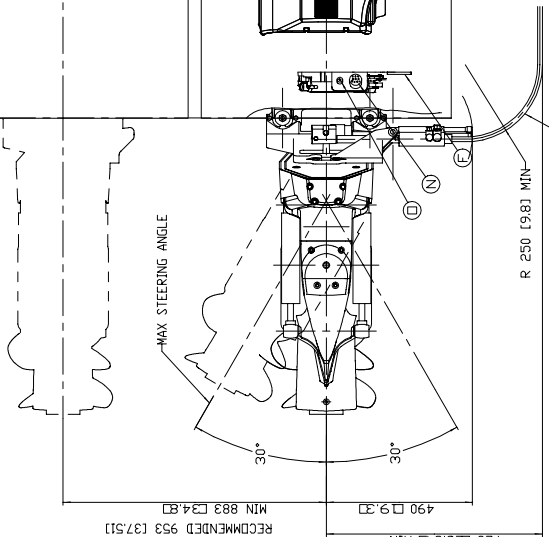


- (A) OIL FILTER, ENGINE
- (B) OIL FILL, ENGINE
- (C) OIL DRAIN, ENGINE
- (D) OIL DIPSTICK, ENGINE
- (E) WATER DRAIN
- (F) LIFTING DEVICE
- (G) FUEL CONNECTION, I.D. 9.5 (3/8) NPT OR 6.35 (1/4) NPT
- (H) FUEL FILTER
- (I) ELECTRICAL FUEL PUMP
- (J) THROTTLE CABLE SINGLE
- (K) WATER COOLED EXHAUST PIPE FOR HOSE I.D. 98.4 (3 7/8")
- (L) STARTER MOTOR
- (M) FUSE PANEL
- (N) ELECTRICAL CONNECTION ENGINE - INSTRUMENT PANEL
- (O) CIRCUIT BREAKER FOR TRIM PUMP
- (P) OIL FILL AND DIPSTICK, STEERING
- (Q) STEERING CABLE
- (R) WATER INTAKE
- (S) OIL FILL, OUTBOARD UNIT
- (T) OIL DRAIN, OUTBOARD UNIT
- (U) OIL DIPSTICK, OUTBOARD UNIT
- (V) SEE INSTALLATION INSTRUCTIONS
- (W) ENGINE FLUSH
- (X) EXHAUST OVERHEAT SWITCH
- (Y) ENGINE ALARM IN SMALL PARTS KIT



**NOTE!!**  
FOR HIGH-SPEED APPLICATIONS OVER 60MPH & DUAL INSTALLATIONS SEE DRAWING 3857000



STRINGERS MAY HAVE TO BE RELIEVED FOR EXHAUST PIPE CLEARANCE, 2 PLACES.

ALTERNATIVE METHOD FOR ENGINE MOUNT. PRE-DRILL STRINGERS USING 985 (Ø11/32) FOR PILOT TO DEPTH EQUIVALENT TO PENETRATION OF SCREW AND Ø13 (Ø1/2) CORE IF NECESSARY. ONLY TO DEPTH REQUIRED TO CLEAR SCREW SHANK.